

Certificate Finder Help: Where to find the serial and article numbers?

01

Instruments: Where to find the serial number?



Instruments with barcode

The label can be found on the backside of the instrument. The article number are the first 8 digits of the Nr. The serial number is the complete 13-digits long number.



Instruments containing a 2D matrix code

The label can be found on the backside of the instrument. The number behind the code (240) is the article number, the number behind (21) is the serial number.



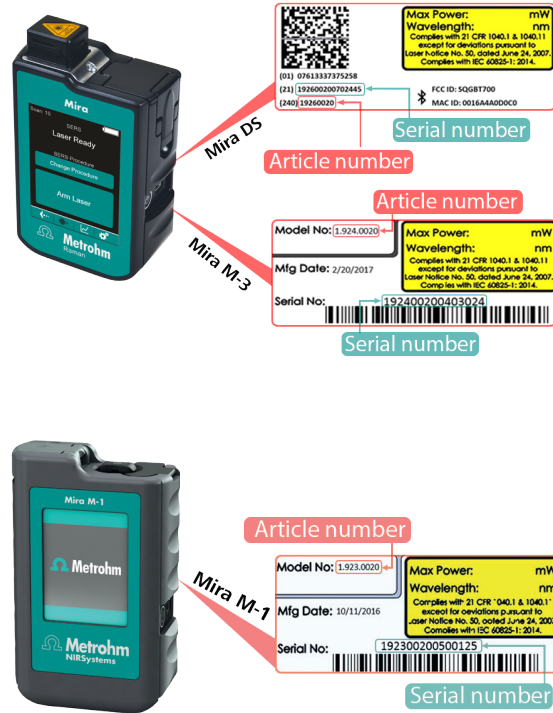
Vis-NIR spectroscopy analyzers

The label can be found on the side of the instrument. The serial number is a 8 digit long number.

3XXX-XXXX for XDS series separated by a dash and 9XXXXXXXX for DS series.

The required order number is always the 1.XXX.XXXX number. For XDS systems the monochromator and the module have different 1.XXX.XXXX numbers. To find the 1.XXX.XXXX number please use the «Download the complete Scope of Delivery and Optional Accessories as PDF» link, which is found under the included parts section on the respective Metrohm product information website.

Instruments: Where to find the serial number?



Raman analyzers

The instrument label can be found on the bottom of the instrument. For Mira DS, the number behind the code (240) is the article number, the number behind (21) is the serial number.

Accessories: Where to find the article and serial number?



Standard, Buffer, Electrolyte

The article number (6...) can be found on the package or on the bottle written in bold next to the Metrohm logo. The batch number is given on the box behind the code, on the bottle as batch number.

Remarks: Certificates for sets made of more than one article (e.g. 6.2307.230) can be found under the individual article number and batch number (e.g. article numbers 6.2307.200, 6.2307.210 and 6.2307.220 and their respective batch numbers).

Accessories: Where to find the article and serial number?

 <p>Article number</p> <p>Serial number</p>	<p>Sensor</p> <p>The serial number and the article number (6...) are on the electrode head.</p> <p>Remarks:</p> <ol style="list-style-type: none"> 1. Please note that certificates for Karl-Fischer sensors are available from 2014 only. 2. Certificates for 6.0726.100 reference electrodes are not available since these electrodes are shipped without electrolyte filling.
 <p>Article number</p> <p>Serial number</p>	<p>Sensor tip</p> <p>The serial number is on the back side of the scION tip.</p>
 <p>Article number</p> <p>Serial number</p> <p>Metrosep C 6 - 150/4.0 <small>6.1051.420</small> <small>Serial No. 0050 2833</small> Metrohm Ion analysis</p> <p>FLOW →</p>	<p>IC Column</p> <p>The article number (6...) and the serial number can be found on the label on the column.</p> <p>Remark:</p> <p>Please note that electronic certificates for IC columns were introduced end of 2020. Older certificates are not available on the certificate finder, but can be requested separately if needed.</p>
 <p>Article number</p> <p>Serial number</p> <p>6.3032.120 00353660</p>	<p>Dosing Unit</p> <p>The article number (6...) and the serial number are on top of the dosing unit.</p>

Accessories: Where to find the article and serial number?



Exchange Unit

The article number (6...) and the serial number can be found on the rear side of the exchange unit.



OMNIS Cylinder Unit

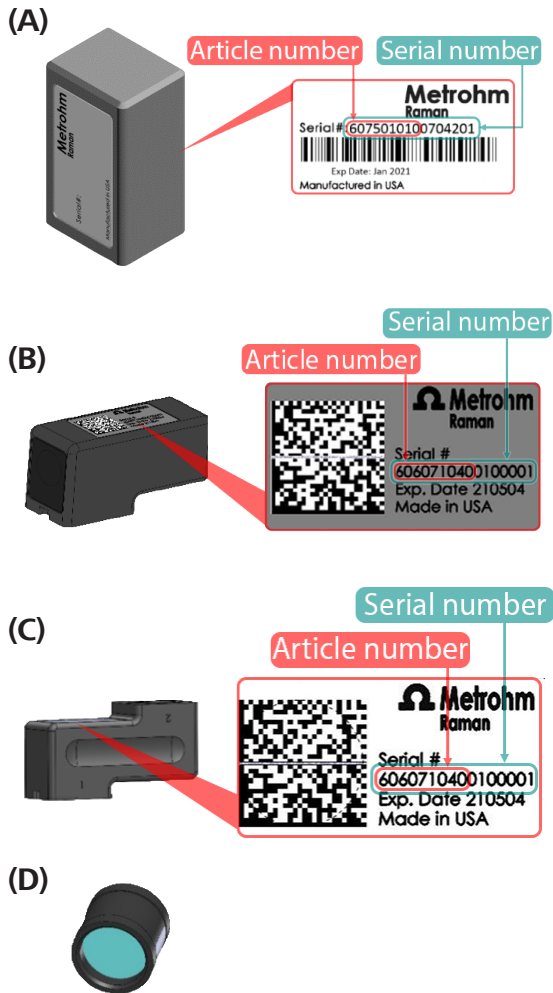
The label can be found at the bottom of the cylinder unit. The number behind the code (240) is the article number, the number behind (21) is the serial number.



Glass cylinders

The article (6...) and serial number are directly printed onto the glass cylinder.

Accessories: Where to find the article and serial number?



Calibration and Verification Attachments

- (A) The label for the original design calibration standard can be found on the side of the attachment.
- (B) The label for the calibration standard, starting with lot 22, can be found on the top side of the attachment.
- (C) The label can be found on the top side of the CVA attachment.
- (D) The label can be found on the side of the Polystyrene Verification Sample or Acrylic Standard. Due to the small size of this product, no barcode label is available.

The article number are the first 9 digits of the Nr. The serial number is the complete 16-digits long number.

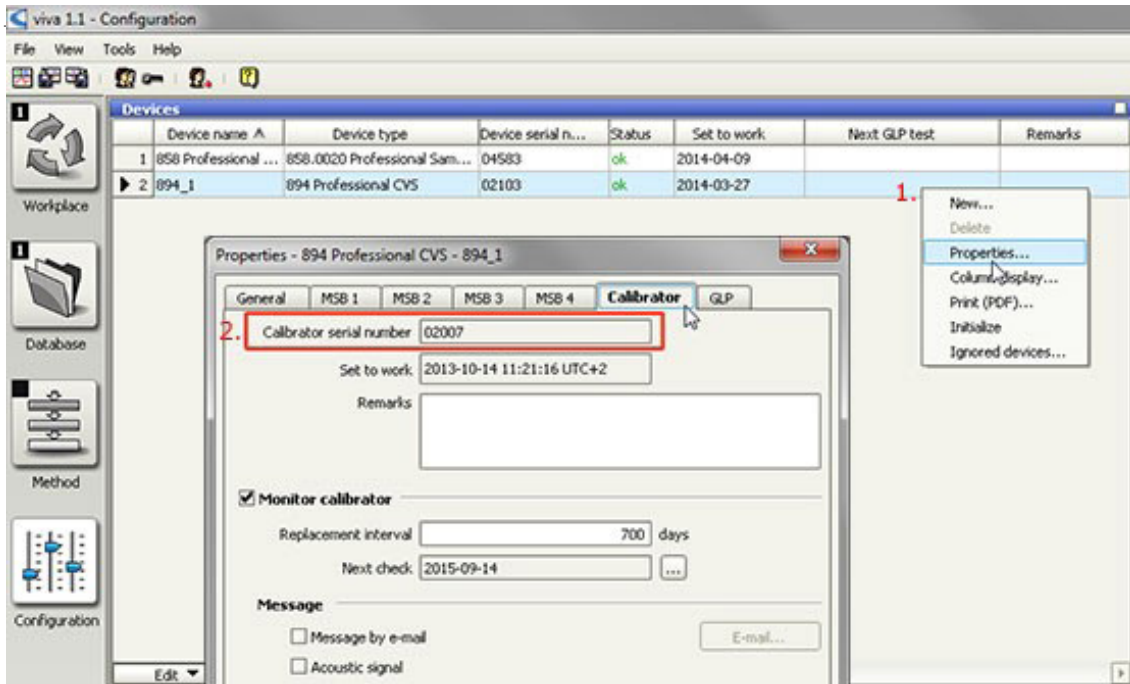


Vis-NIR calibration standards

The label can be found on the side of the wooden box. The serial number is the number directly under the bar code. The article number can be found below the serial number (6...).

Calibrator for Professional VA/CSV. Where to find the article and serial number?

The serial number of the calibrator can be found in the viva «Configuration» in the instrument, where the calibrator is built in. Open the properties of the respective instrument and go to the tab «Calibrator».



Certificate Finder:
www.metrohm.com/en/service/certificate-finder.html